



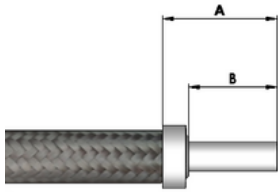
Cobra Black PT

- Stainless steel braided, black - conductive-static dissipating, smooth bore PTFE hose.
- Use case: chemical compatibility and permeation resistance

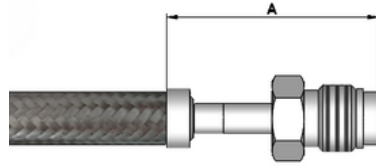
CoreDux base hose range								
Nominal Hose Size [mm. (in)]	Hose material	Braid material	Hose Inside dia. [mm. (in)]	Hose outside dia. [mm. (in)]	Minimum centre line bend radius	Working pressure at 70°F (20°C) [psig (bar)]	Minimum Burst Pressure at 70°F (20°C) [psig (bar)]	Temp. Range [°F (°C)]
					Static [mm. (in)]			
DN6 T 1/4" T	PTFE	304 SS	4,9 (0.19)	7,65 (0.30)	38,1 (1.5)	3000 (206)	12.000 (826)	-65 to 450 (-53 to 230)
DN6 P 1/4" P	PTFE	304 SS	6,51 (0.26)	9,5 (0.37)	76 (3)	2625 (181)	10.501 (724)	-65 to 450 (-53 to 230)
DN10 T 3/8" T	PTFE	304 SS	8,1 (0.32)	11 (0.43)	88,9 (3.5)	2500 (172)	10.000 (689)	-65 to 450 (-53 to 230)
DN10 P 3/8" P	PTFE	304 SS	9,7 (0.38)	12,6 (0.5)	127 (5)	2248 (155)	9007 (621)	-65 to 450 (-53 to 230)
DN12 T 1/2" T	PTFE	304 SS	10,57 (0.42)	13,61 (0.54)	114 (4.5)	2000 (137)	8000 (551)	-65 to 450 (-53 to 230)
DN12 P 1/2" P	PTFE	304 SS	12,95 (0.51)	16,1 (0.63)	165 (6.5)	1494 (103)	6005 (413)	-65 to 450 (-53 to 230)
DN20 T 3/4" T	PTFE	304 SS	16,1 (0.63)	19,38 (0.76)	152 (6)	1500 (103)	6000 (413)	-65 to 450 (-53 to 230)
DN20 P 3/4" P	PTFE	304 SS	19,21 (0.76)	22,5 (0.89)	229 (9)	1102 (76)	4395 (303)	-65 to 450 (-53 to 230)
DN25 T 1" T	PTFE	304 SS	22,2 (0.87)	25,78 (1.01)	229 (9)	1000 (68,9)	4000 (275)	-65 to 450 (-53 to 230)
DN25 P 1" P	PTFE	304 SS	25,4 (1.00)	29,75 (1.17)	305 (12)	899 (62)	3597 (248)	-65 to 450 (-53 to 230)

COBRA BLACK P AND T

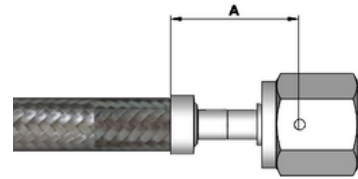
End connections



Tube adapter



MFSM (male*)



MFSF (female*)

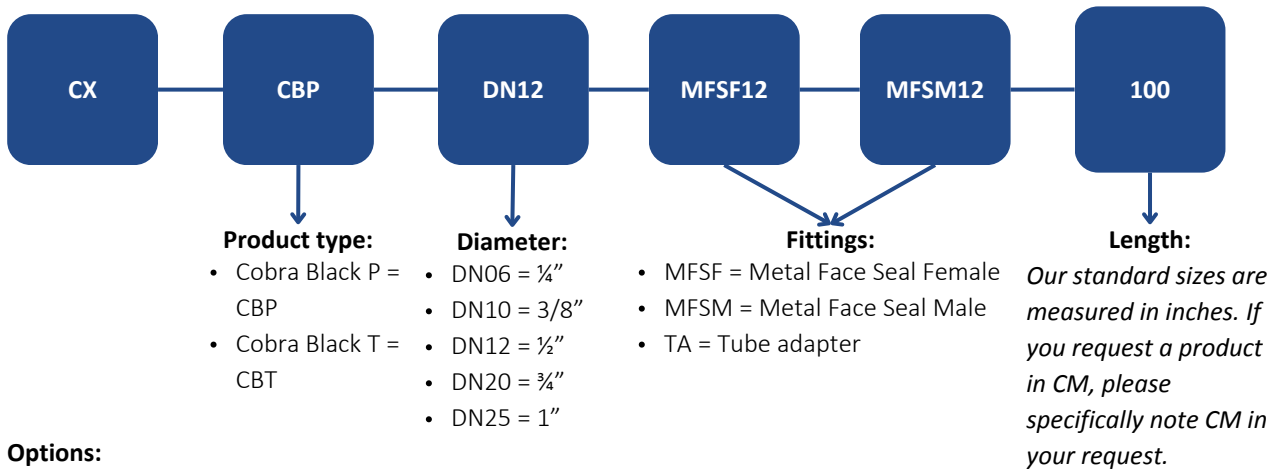
**Male and female adapter not available in 3/8"*

Working pressure - temperature ratings may be limited by the end connections.

Nominal Hose Size [mm.(in)]	Tube Adapter				MFSM	MFSF
	Wall thickness [mm.(in)]	Stub Outside Dia. [mm.(in)]	Length A [mm.(in)]	Length B [mm. (in.)]	Length A [mm.(in)]	Length A [mm.(in)]
DN6 1/4" T	0,89 (0.035)	6,35 (0.25)	47,5 (1.87)	19 (0.75)	78 (3.07)	62,7 (2.47)
DN6 1/4" P	0,89 (0.035)	6,35 (0.25)	47,5 (1.87)	19 (0.75)	78 (3.07)	62,7 (2.47)
DN10 3/8" T	0,89 (0.035)	9,53 (0.375)	55,5 (2.19)	19 (0.75)	N/A	N/A
DN10 3/8" P	0,89 (0.035)	9,53 (0.375)	55,5 (2.19)	19 (0.75)	N/A	N/A
DN12 1/2" T	1,24 (0.048)	12,7 (0.5)	55,5 (2.19)	19 (0.75)	88,3 (2.19)	71,3 (2.81)
DN12 1/2" P	1,24 (0.048)	12,7 (0.5)	55,5 (2.19)	19 (0.75)	88,3 (2.19)	71,3 (2.81)
DN20 3/4" T	1,24 (0.048)	19,05 (0.5)	75,5 (2.97)	27 (1.06)	126,3 (4.97)	126,3 (4.97)
DN20 3/4" P	1,24 (0.048)	19,05 (0.5)	75,5 (2.97)	27 (1.06)	126,3 (4.97)	126,3 (4.97)
DN25 1" T	1,65 (0.064)	25,4 (1)	85,5 (3.37)	27 (1.06)	141,9 (5.59)	141,9 (5.59)
DN25 1" P	1,65 (0.064)	25,4 (1)	85,5 (3.37)	27 (1.06)	141,9 (5.59)	141,9 (5.59)

COBRA BLACK P AND T

Ordering instructions



Options:

- Labelling requirements

Compliance

- EN ISO 9001
- EN 16643

Cleanliness

- In accordance with CoreDux Standard Cleaning (white room)

Packaging

- Each hose is bagged individually and boxed. Longer hoses are coiled, bagged and boxed

Product tests

- Hydraulic proof on 100% assembly hose at 70 bars for TA and at maximal working pressure for RF and RM
- Additional option: air bubble at 15 bars and hydraulic proof with specific pressure asking by customer

CoreDux Standard Cleaning (white room)*

Scope:

- CoreDux specification defines the cleaning requirements for Standard CoreDux products and describes the practices used to meet these requirements.
- It covers basic industrial procedures. The system designer and user should review this specification to determine whether it meets the users cleaning needs.

Cleanliness requirements:

- Products shall be visually clean and dry to the touch.
- Products are cleaned to remove fluids, lubricants, or compounds that typically remain following industrial manufacturing process (such as oil, grease, water, solvent, lapping compounds, etc).
- Products are cleaned to remove debris such as dirt, chips, buffing or grinding residue, or other foreign substances.
- Water and solvents spots, or other cleaning residues may be present in small or light amounts.
- Sealing and wetted surfaces are inspected by unaided eye with additional bright lighting (such as a desk lamp) as part geometry allows.
- External, non-functional surfaces are visually inspected under normal shop lighting.

Cleaning practice:

Components are cleaned using typical cleaning methods as appropriate for the applicable materials, part geometry, and preceding manufacturing processes. Typical cleaning methods include alkaline solutions, rinsing, immersion, solvents, ultrasonic agitation, vapor degreasing, etc. All aqueous cleaning methods and rinses use demineralized water.